


# EXTERIOR COLOURS



0077  
Starfire Pearl



01F2  
Mercury Metallic




01G0  
Smoky Granite Mica



0212  
Obsidian



03R1  
Matador Red Mica




08T9  
Icicle Blue Pearl\*



08V3  
Deep Sea Mica\*\*


# INTERIOR COLOURS AND WOOD TRIMS



Parchment  
Leather



Light Grey  
Leather



Black  
Leather



Golden Bird's-Eye  
Maple



Dark Grey Bird's-Eye  
Maple



Red Walnut

# COLOUR AVAILABILITY

	Parchment Leather	Light Grey Leather	Black Leather
Starfire Pearl	■		■
Mercury Metallic		■	■
Smoky Granite Mica		■	■
Obsidian	■		■
Matador Red Mica	■		■
Icicle Blue Pearl*		■	■
Deep Sea Mica**	■	■	■
Golden Bird's-Eye Maple Trim	■		
Dark Grey Bird's-Eye Maple Trim		■	
Red Walnut Trim			■

Visit our Web site and try on a colour. [lexus.ca](http://lexus.ca)

GS 460 and GS 450h have premium leather. \*Icicle Blue Pearl is exclusive to the GS 450h.

\*\*Deep Sea Mica with light grey leather is exclusive to the GS 450h.

Colours and interiors are subject to change during model year. Please see your Lexus Dealer for details.

## BODY AND DIMENSIONS

### HEADROOM

front/rear  
960/940 mm - 37.8/37.0 in

### SHOULDER ROOM

front/rear  
1,430/1,400 mm - 56.3/55.1 in

### HEIGHT

1,425 mm/56.1 in (RWD)  
1,435 mm/56.5 in (AWD)



WIDTH 1,820 mm/71.7 in

### TRUNK CAPACITY

360 litres/12.7 cubic feet (GS 350, GS 460)  
300 litres/10.6 cubic feet (GS 450h)

### FUEL-TANK CAPACITY

71 litres/15.6 gallons (GS 350, GS 460)  
65 litres/14.2 gallons (GS 450h)

### LEGRoom

front/rear  
1,105/925 mm - 43.5/36.4 in



WHEELBASE 2,850 mm - 112.2 in

OVERALL LENGTH 4,825 mm - 190 in

## GENERAL

<b>TYPE</b>	Five-passenger luxury sport sedan
<b>CONSTRUCTION</b>	Welded-steel unibody
<b>CURB WEIGHT</b>	1,680 kg/3,704 lb (GS 350 RWD) 1,755 kg/3,869 lb (GS 350 AWD) 1,740 kg/3,836 lb (GS 460) 1,875 kg/4,134 lb (GS 450h)

## DRIVETRAIN

**DRIVE WHEELS** Rear-wheel drive (GS 460, GS 350 RWD, GS 450h)

Full-time all-wheel drive (GS 350 AWD)

Vehicle Dynamics Integrated Management (VDIM),<sup>7</sup>  
Vehicle Stability Control (VSC),<sup>7</sup> Traction Control (TRAC),  
Hill-start Assist Control (HAC)<sup>8</sup>

**TRANSMISSION** Six-speed sequential-shift automatic Super  
Electronically Controlled Transmission (Super ECT)  
(GS 350)

Eight-speed sequential-shift automatic Super  
Electronically Controlled Transmission (Super ECT)  
(GS 460)

Electronically controlled Continuously Variable  
Transmission (ECVT) with two-speed reduction and  
Snow mode (GS 450h)

**FINAL DRIVE RATIO** 3.727:1 (GS 350)  
2.937:1 (GS 460)  
3.769:1 (GS 450h)

## CHASSIS

**SUSPENSION** Front: Independent, double-wishbone with coil springs,  
gas-pressurized shock absorbers and stabilizer bar

Rear: Independent, multi-link with coil springs,  
gas-pressurized shock absorbers and stabilizer bar

Adaptive Variable Suspension (AVS) with electronically  
modulated damping (GS 460, GS 450h)

Active Power Stabilizer Suspension System  
(GS 460, GS 450h)

**STEERING** Electronic Power Steering (EPS) system,  
3.2 turns lock-to-lock (GS 350 RWD),  
3.1 turns lock-to-lock (GS 350 AWD)

Variable Gear-Ratio Steering (VGRS),  
2.7-3.2 turns lock-to-lock (GS 460, GS 450h)

**BRAKES** Four-wheel power-assisted discs, with four-sensor,  
four-channel Antilock Braking System (ABS), Electronic  
Brake-force Distribution (EBD) and Brake Assist (BA).<sup>6</sup>

Integrated regenerative braking system (GS 450h)

13.1-inch front, 12.2-inch rear ventilated discs

**WHEELS AND TIRES** 17-inch 7-spoke alloy wheels with P225/50R17  
performance summer radial tires (GS 350)

18-inch 5-spoke alloy wheels with P245/40R18  
performance summer radial tires (GS 460)

18-inch 5-spoke alloy wheels with P245/40R18  
performance summer radial tires (GS 450h)

## ENGINE

### GS 350

TYPE	60° V6, aluminum block and heads
DISPLACEMENT	3.5 litres
VALVETRAIN	Four cam, four valves per cylinder, with Dual Variable Valve Timing with intelligence (Dual VVT-i)
COMPRESSION RATIO	11.8:1
HORSEPOWER AT RPM	303 hp @ 6,200 <sup>3</sup>
TORQUE AT RPM	274 lb-ft @ 3,600 <sup>3</sup>
EMISSION RATING	Tier 2 Bin 5 Emissions Rating

### GS 460

TYPE	90° V8, aluminum block and heads
DISPLACEMENT	4.6 litres
VALVETRAIN	Four cam, four valves per cylinder, with Dual Variable Valve Timing with intelligence and Electrically driven on intake cam (Dual VVT-iE)
COMPRESSION RATIO	11.8:1
HORSEPOWER AT RPM	342 hp @ 6,200 <sup>3</sup>
TORQUE AT RPM	339 lb-ft @ 3,600 <sup>3</sup>
EMISSION RATING	Tier 2 Bin 5 Emissions Rating

### GS 450h

TYPE	60° V6, aluminum block and heads
DISPLACEMENT	3.5 litres
VALVETRAIN	Four cam, four valves per cylinder, with Dual Variable Valve Timing with intelligence (Dual VVT-i)
COMPRESSION RATIO	11.8:1
ELECTRIC-DRIVE MOTOR	High-output, permanent-magnet electric motor
TOTAL SYSTEM HORSEPOWER	339 hp <sup>3,18</sup>
EMISSION RATING	Tier 2 Bin 3 Emissions Rating

## PERFORMANCE

### GS 350

TOP TRACK SPEED (Electronically Limited)	225 km/h (RWD) <sup>3</sup> 209 km/h (AWD) <sup>3</sup>
FUEL ECONOMY ESTIMATES	10.9/7.4/9.3 L/100 km 26/38/30 mpg (RWD) <sup>5</sup> 11.6/8.0/10.0 L/100 km 24/35/28 mpg (AWD) <sup>5</sup> (city/highway/combined)
AERODYNAMIC DRAG COEFFICIENT	0.27
TURNING CIRCLE	11.1 m/36.4 ft (RWD) 11.4 m/37.4 ft (AWD)

### GS 460

TOP TRACK SPEED (Electronically Limited)	239 km/h <sup>3</sup>
FUEL ECONOMY ESTIMATES	12.4/8.1/10.5 L/100 km 23/35/27 mpg <sup>5</sup> (city/highway/combined)
AERODYNAMIC DRAG COEFFICIENT	0.27
TURNING CIRCLE	11.1 m/36.4 ft

### GS 450h

TOP TRACK SPEED (Electronically Limited)	210 km/h <sup>3</sup>
FUEL ECONOMY ESTIMATES	8.7/7.8/8.2 L/100 km 32/36/34 mpg <sup>5</sup> (city/highway/combined)
AERODYNAMIC DRAG COEFFICIENT	0.27
TURNING CIRCLE	11.2 m/36.7 ft

## STANDARD LUXURY FEATURES

### LUXURY AND CONVENIENCE

SmartAccess<sup>16</sup> with push-button Start/Stop  
Dual-zone automatic climate control with interior air filter, smog sensor and automatic recirculation mode  
Lexus Memory System to control power driver's seat (except lumbar), outside mirrors and steering wheel  
Power tilt-and-telescopic steering column with automatic tilt-away  
Power tilt-and-slide moonroof with one-touch open/close and sliding sunshade  
Power windows with one-touch auto open/close  
Retained accessory power for windows and moonroof  
Electrochromic (auto-dimming) inside rearview mirror with compass  
Adaptive Variable Suspension (AVS) (GS 460, GS 450h)  
Power door locks  
Cruise control  
Premium illuminated entry system  
HomeLink<sup>®17</sup> universal transceiver to operate compatible garage, gate, home lighting and home security systems  
Lexus Personalized Settings (LPS) to customize select electronic functions  
Rear spoiler (GS 460, GS 450h)  
Privacy glass  
Exterior glass with UV reduction  
Power rear window sunshade (GS 450h)  
Intuitive Parking Assist (GS 450h)  
One wallet size smart card key (GS 460, GS 450h)

### SEATING AND TRIM

Golden bird's-eye maple, dark grey bird's-eye maple or red walnut interior trim  
Perforated semi-aniline leather-trimmed interior (GS 460, GS 450h)  
Perforated leather-trimmed interior (GS 350)  
Leather-trimmed steering wheel and shift knob (GS 350)  
Wood- and leather-trimmed steering wheel and shift knob (GS 460, GS 450h)  
10-way driver's and front passenger's (including lumbar) power seats  
Heated front seats (GS 350)  
Heated and ventilated front seats (GS 460, GS 450h)  
Height-adjustable headrests for all seats  
Carpeted floor mats

### COMMUNICATION, AUDIO AND NAVIGATION

HDD Navigation System<sup>1</sup> including voice command, colour LCD display with integrated backup camera<sup>10</sup> and enhanced Bluetooth<sup>®</sup> capability<sup>12</sup> (GS 460, GS 450h)  
Mark Levinson<sup>®</sup> 14-speaker, 330-watt @ less than 0.1% THD, 20-20,000 Hz<sup>13</sup>  
Premium Surround Sound Audio System<sup>2</sup> with 7.1-channel architecture and in-dash, single-feed, six-disc DVD/CD auto-changer (GS 450h)  
Satellite roof-mounted fin antenna  
XM<sup>®</sup> Satellite Radio<sup>11</sup>  
Lexus 10-speaker Premium Sound System with digital sound processor, Automatic Sound Levelizer (ASL) and in-dash, single-feed, six-disc CD auto-changer  
In-glass antenna with FM-diversity system  
USB and auxiliary iPod<sup>™9</sup>/MP3/Windows Media<sup>®</sup> Audio (WMA) port

### INSTRUMENTATION AND CONTROLS

Steering-wheel-mounted audio and display controls  
Liquid-crystal multi-information console display  
Electroluminescent instrumentation

## STANDARD SAFETY AND SECURITY FEATURES

### SAFETY

Four-wheel ventilated power-assisted disc brakes  
Electronic Controlled Braking (ECB) (GS 460, GS 450h)  
Four-sensor, four-channel Antilock Braking System (ABS)  
Vehicle Dynamics Integrated Management (VDIM)<sup>7</sup> with cutoff switch  
Vehicle Stability Control (VSC)<sup>7</sup>  
Traction Control (TRAC)  
Brake Assist (BA)<sup>6</sup>  
Electronic Brake-force Distribution (EBD)  
Direct Tire Pressure Monitor System<sup>14</sup>  
Adaptive Front Lighting System (AFS) (GS 350 AWD, GS 460, GS 450h)  
Driver's and front passenger's dual-stage airbag system (SRS)<sup>15</sup>  
Front seat-mounted side airbags (SRS)<sup>15</sup>  
Front and rear side curtain airbags (SRS)<sup>15</sup>  
Driver's and front passenger's knee airbags (SRS)<sup>15</sup>  
Rear-seat side airbags (SRS)<sup>15</sup> (GS 450h)  
Active front headrests<sup>4</sup>  
Three-point seatbelts for all-seating positions, pre-tensioners with force limiters for front and outboard rear seats  
Automatic Locking Retractor/Emergency Locking Retractor (ALR/ELR) seatbelts for front and outboard mounted rear passenger seating positions. Emergency Locking Retractor (ELR) only for driver's seat and centre rear passenger seating position  
Height-adjustable front shoulder belt anchors  
Child Restraint Seat (CRS) tether anchor brackets for rear outboard seating positions  
Rigid body structure with front and rear crumple zones  
Side-impact door beams  
Reinforcements in pillars and door sills  
Impact-dissipating upper interior trim  
High-Intensity Discharge (HID) headlamps with dynamic auto-levelling  
Headlamp washers (GS 350 AWD, GS 460, GS 450h)  
Integrated foglamps  
Water-repellent front-door glass  
Variable intermittent windshield wipers with mist cycle (GS 350 RWD)  
Rain-sensing intermittent windshield wipers with mist cycle (GS 350 AWD, GS 460, GS 450h)  
Power-adjustable, auto-folding outside mirrors with defoggers, puddle lamps, integrated turn indicators and auto tilt-down in reverse

### SECURITY

Vehicle theft-deterrent and engine-immobilizer system, with in-key transponder  
Emergency interior trunk release  
Tool kit  
First aid kit

## OPTION PACKAGES

### PREMIUM PACKAGE GS 350 AWD/RWD

HDD Navigation System<sup>1</sup> with backup camera<sup>10</sup>  
Rear-seat side airbags (SRS)<sup>15</sup>  
Heated and ventilated front seats  
Power rear window sunshade  
One wallet size smart card key  
Intuitive Parking Assist  
Rear spoiler  
Rain-sensing intermittent windshield wipers with mist cycle, headlamp washers and Adaptive Front Lighting System (AFS) (GS 350 RWD)

### ULTRA PREMIUM PACKAGE GS 350 AWD

Premium Package, plus:

Mark Levinson<sup>®</sup> 14-speaker, 330-watt @ less than 0.1% THD, 20-20,000 Hz<sup>13</sup>  
Premium Surround Sound Audio System<sup>2</sup> with 7.1-channel architecture and in-dash, single-feed, six-disc DVD/CD auto-changer

### ULTRA PREMIUM PACKAGE GS 460

Mark Levinson<sup>®</sup> 14-speaker, 330-watt @ less than 0.1% THD, 20-20,000 Hz<sup>13</sup>  
Premium Surround Sound Audio System<sup>2</sup> with 7.1-channel architecture and in-dash, single-feed, six-disc DVD/CD auto-changer  
Rear-seat side airbags (SRS)<sup>15</sup>  
Power rear window sunshade  
Intuitive Parking Assist

## ACCESSORIES

All-weather floor mats  
Block heater  
Car cover  
Cargo liner (GS 350, GS 460)  
Cargo net (GS 350, GS 460)  
Wallet size smart card key  
18-inch Machined Tourmaline alloy wheels (GS 350, GS 460)  
18-inch G-Spyder alloy wheels

## WHEELS



17-inch 7-spoke alloy wheels  
STANDARD  
GS 350



18-inch 5-spoke alloy wheels  
STANDARD  
GS 460



18-inch split-5-spoke alloy wheels  
STANDARD  
GS 450h



18-inch Machined Tourmaline  
alloy wheels  
ACCESSORY



18-inch G-Spyder alloy wheels  
ACCESSORY

## THE BEST WAY TO FINANCE YOUR NEW GS – EASILY, QUICKLY, AFFORDABLY.

**LEXUS Financial Services** • Lexus Financial Services does nothing but finance or lease Lexus vehicles; thus, we know financing and we know Lexus. • Our interest rates are fully competitive and our terms flexible (up to 72 months). • Since we offer Web services, you can: A: check out our rate; B: save time by getting credit approved on-line – before checking out the vehicle(s) of your interest. • Finally, one-stop shopping (at all Lexus Dealerships) saves you time. We invite you to visit us at [lexus.ca](http://lexus.ca) or call us at 1-800-26-LEXUS.

LEXUS CANADA. Every effort has been made to ensure the specifications and equipment shown are accurate based on information available at time of printing. In some cases, certain changes in standard equipment, options or product delays may occur, which would not be reflected in this brochure. Lexus Canada reserves the right to make these changes without notice or obligation. Your Lexus Dealer is the best source for up-to-date information.

**CLUB LEXUS** Lexus invites you to join us in Club Lexus, a very exceptional compilation of services, offers, special events and pertinent information available only to Lexus owners. To register for Club Lexus, please visit [lexus.ca](http://lexus.ca) or call 1-800-26-LEXUS.

Lexus is always looking for new ways to be respectful of the environment. As part of this effort, this paper contains post-consumer recycled material and has earned the Mixed Sources label as designated by the Forest Stewardship Council.

