



EXTERIOR COLOURS



0077
Starfire Pearl




01F2
Mercury Metallic



01G0
Smoky Granite Mica



0212
Obsidian



0217
Starlight Black Mica*



03R1
Matador Red Mica*



04U7
Satin Cashmere Metallic*




08V3
Deep Sea Mica*


INTERIOR COLOURS AND WOOD TRIMS




Parchment
Leather




Alabaster
Leather



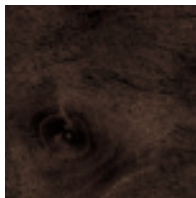
Light Grey
Leather



Black
Leather



Medium Brown
Walnut



Dark Brown
Ash Burl



Dark Grey Bird's-Eye
Maple

COLOUR AVAILABILITY

| | Parchment Leather | Alabaster Leather | Light Grey Leather | Black Leather |
|---------------------------------|----------------------|----------------------|-----------------------|------------------|
| Starfire Pearl | ■● | | ■ | ■● |
| Mercury Metallic | | | ■ | ■● |
| Smoky Granite Mica | | | ■● | ■● |
| Obsidian | ■● | ■● | ■ | ■● |
| Starlight Black Mica* | ■ | ■ | ■ | ■ |
| Matador Red Mica* | ■ | ■ | | ■ |
| Satin Cashmere Metallic* | ■ | ■ | | ■ |
| Deep Sea Mica* | ■ | ■ | | ■ |
| Medium Brown Walnut Trim | ■● | | | ■● |
| Dark Brown Ash Burl Trim | | ■● | | |
| Dark Grey Bird's-Eye Maple Trim | | | ■● | |

Visit our Web site and try on a colour. lexus.ca

*LS 460 RWD Sport Package is standard with Black leather seating surfaces.

Colours and interiors are subject to change during model year. Please see your Lexus Dealer for details.

■ LS 460 models

● LS 600hL

WHEELS



18-inch 10-spoke alloy wheel
STANDARD LS 460 and LS 460 L
AVAILABLE LS 600h L



19-inch split-10-spoke forged alloy wheel
AVAILABLE
LS 460 RWD Sport Package



19-inch 7-spoke alloy wheel
STANDARD
LS 600h L

GENERAL

| | |
|---------------------|---|
| TYPE | Five-passenger luxury sport sedan |
| CONSTRUCTION | Welded-steel unibody |
| CURB WEIGHT | 1,925 kg/4,244 lb (LS 460 RWD) 2,105 kg/4,641 lb (LS 460 AWD) 2,150 kg/4,740 lb (LS 460 L) 2,360 kg/5,204 lb (LS 600h L) |

BODY AND DIMENSIONS

HEADROOM

front/rear
965/963 mm - 38.0/37.9 in

SHOULDER ROOM

front/rear
1,487/1,446 mm - 58.5/56.9 in
(LS 460)
1,487/1,432 mm - 58.5/56.4 in
(LS 460 L, LS 600h L)

HEIGHT

1,475 mm/58.1 in
(LS 460, LS 460 L)
1,480 mm /58.3 in
(LS 600h L)



WIDTH 1,875 mm/73.8 in

LS 460

TRUNK CAPACITY

510 litres/18.0 cubic feet

FUEL-TANK CAPACITY

84 litres/18.5 gallons

LEGROOM

front/rear
1,110/909 mm - 43.7/35.8 in



WHEELBASE 2,970 mm /116.9 in

OVERALL LENGTH 5,060 mm /199.2 in

LS 460 L and LS 600h L

TRUNK CAPACITY

510 litres/18.0 cubic feet (LS 460 L)
330 litres/11.8 cubic feet (LS 600h L)

FUEL-TANK CAPACITY

84 litres/18.5 gallons

LEGROOM

front/rear
1,110/933 mm - 43.7/36.7 in



WHEELBASE 3,090 mm/121.7 in

OVERALL LENGTH 5,180 mm /203.9 in

ENGINE

LS 460 and LS 460 L

| | |
|--------------------------|--|
| TYPE | 90° V8, aluminum block and heads, direct and port fuel injection |
| DISPLACEMENT | 4.6 litres |
| VALVETRAIN | Four cam, four valves per cylinder, with dual Variable Valve Timing with intelligence and Electronic intake valve timing (Dual VVT-iE) |
| COMPRESSION RATIO | 11.8:1 |
| HORSEPOWER AT RPM | 380 hp @ 6,400 (LS 460 RWD) ⁹ 357 hp @ 6,400 (LS 460 AWD, LS 460 L) ⁹ |
| TORQUE AT RPM | 367 lb-ft @ 4,100 (LS 460 RWD) ⁹ 344 lb-ft @ 4,100 (LS 460 AWD, LS 460 L) ⁹ |
| EMISSION RATING | Tier 2 Bin 5 Emissions Rating |

LS 600h L

| | |
|--------------------------------|--|
| TYPE | 90° V8, aluminum block and heads, direct and port fuel injection |
| DISPLACEMENT | 5.0 litres |
| VALVETRAIN | Four cam, four valves per cylinder, with dual Variable Valve Timing with intelligence and Electronic intake valve timing (Dual VVT-iE) |
| COMPRESSION RATIO | 11.8:1 |
| ELECTRIC-DRIVE MOTOR | Front and rear (AWD) high-output, permanent-magnet, electric-drive motors with EV mode |
| TOTAL SYSTEM HORSEPOWER | 438 hp ^{9,19} |
| EMISSION RATING | Tier 2 Bin 3 Emissions Rating |

PERFORMANCE

| | |
|-------------------------------------|--|
| TOP TRACK SPEED | 209 km/h ⁹ (electronically limited) |
| FUEL ECONOMY ESTIMATES | 12.9/8.2/10.8 L/100 km 22/34/26 mpg ¹¹ (LS 460 RWD) (city/highway/combined) |
| | 13.5/8.7/11.3 L/100 km 21/32/25 mpg ¹¹ (LS 460 AWD, LS 460 L) |
| | 10.6/9.1/9.9 L/100 km 27/31/29 mpg ¹¹ (LS 600h L) |
| AERODYNAMIC DRAG COEFFICIENT | 0.26 (LS 460, LS 460 L) 0.27 (LS 600h L) |
| TURNING CIRCLE | 10.8 m/35.4 ft (LS 460) 11.0 m/36.0 ft (LS 460 L) 12.0 m/39.4 ft (LS 600h L) |

CHASSIS

| | |
|-------------------------|---|
| SUSPENSION | Front: Independent upper and lower multi-link double-joint suspension arms with stabilizer bar Rear: Independent multi-link suspension with stabilizer bar Height-adjustable Adaptive Variable Air Suspension (AVS) with electronically modulated damping (LS 460 AWD Technology Package, LS 460 L Executive Package, LS 600h L) Sport-tuned, height-adjustable Adaptive Variable Air Suspension (AVS) with electronically modulated damping (LS 460 RWD Sport Package) |
| STEERING | Electronic Power Steering (EPS) system, progressive power-assisted rack-and-pinion (LS 460 RWD) Variable Gear-Ratio Steering (VGRS) (LS 600h L; LS 460 AWD, optional on LS 460 L and LS 460 RWD) |
| BRAKES | Four-wheel power-assisted disc brakes with Electronic Controlled Braking (ECB), four-sensor, four-channel Antilock Braking System (ABS), Electronic Brake-force Distribution (EBD), Brake Assist (BA), ¹³ and Electric Parking Brake (EPB) 13.0-inch ventilated front, 12.3-inch ventilated rear discs (LS 460 RWD) 14.0-inch ventilated front, 13.1-inch ventilated rear discs (LS 460 AWD, LS 460 L) 14.1-inch ventilated front, 13.2-inch ventilated rear discs (LS 600h L) 14.8-inch drilled rotors with six-piston-opposed aluminum calipers, high-friction front brake pads. 13.1-inch drilled rotors with two-piston-opposed aluminum calipers, high-friction rear brake pads. (LS 460 RWD Sport Package) Regenerative braking function (LS 600h L) |
| WHEELS AND TIRES | 18-inch 10-spoke alloy wheels with P235/50R18 all-season tires. Full-size spare tire on alloy wheel (LS 460, LS 460 L, available LS 600h L) 19-inch 7-spoke alloy wheels with P245/45R19 all-season tires (LS 600h L) <i>Optional:</i> 19-inch split-10-spoke alloy wheels with P245/45R19 performance summer tires (LS 460 RWD Sport Package) |

DRIVETRAIN

| | |
|--------------------------|--|
| DRIVE WHEELS | Rear-wheel drive (LS 460 RWD) All-wheel drive (AWD) (LS 460 AWD, LS 460 L, LS 600h L) TORSSEN ^{®20} limited-slip centre differential Vehicle Stability Control (VSC), ¹² Traction Control (TRAC), Vehicle Dynamics Integrated Management (VDIM) ¹² |
| TRANSMISSION | Eight-speed sequential-shift automatic Electronically Controlled Transmission with intelligence (ECT-i) (LS 460, LS 460 L) Electronically controlled Continuously Variable Transmission (ECVT) with two-speed reduction and snow mode (LS 600h L) |
| FINAL DRIVE RATIO | 2.937:1 (LS 460 RWD) 3.133:1 (LS 460 AWD, LS 460 L) 3.916:1 (LS 600h L) |

STANDARD LUXURY FEATURES

LUXURY AND CONVENIENCE

SmartAccess¹⁷ with push-button Start/Stop
Dual-zone automatic climate control with interior air filter, smog sensor and automatic recirculation mode
Lexus Memory System with three settings to control power driver's seat (except lumbar), outside mirrors and steering wheel
Power tilt-and-telescopic steering wheel with automatic tilt-away
Power windows and tilt-and-slide moonroof with one-touch open/close
Remote-linked window/moonroof opening and closing
Electrochromic (auto-dimming) inside rearview mirror and outside mirrors
Power door locks
Hybrid blue accented front headlamps, rear tail lamps, logos and badges (LS 600h L)
Cruise control
Milli-wave Radar Cruise Control²¹ (LS 460 L)
Power door closers and power trunk open/close (LS 460 L, LS 600h L)
Accessory power outlet (12v)
HomeLink^{®18} universal transceiver to operate compatible garage, gate, home lighting and home security systems
Lexus Personalized Settings (LPS) to customize select electronic functions
Power rear window sunshade
Advanced Parking Guidance System (APGS)
Front- and rear-lighted vanity mirrors
One wallet size smart card key

SEATING AND TRIM

Medium brown walnut, dark grey bird's-eye maple or dark brown ash burl wood interior trim
Leather-trimmed interior (LS 460, LS 460 L); semi-aniline leather-trimmed interior with leather-trimmed instrument panel (LS 600h L)
Wood- and leather-trimmed steering wheel (leather-trimmed on LS 460 Sport)
Heated steering wheel
Wood-trimmed shift knob with leather (LS 460, LS 460 L)
Wood-trimmed shift knob with chrome (LS 600h L)
16-way driver's (including dual-function lumbar) with auto slide-away and 12-way front passenger's (including lumbar) power seats
Climate-comfort front seats with heat/cool knob
Heated rear seats
Height-adjustable headrests for all seats

COMMUNICATION, AUDIO AND NAVIGATION

HDD Navigation System¹ including voice command, colour LCD display with integrated backup camera² and enhanced Bluetooth[®] capability⁶
Mark Levinson[®] 19-speaker, 450-watt @ less than 0.1% THD, 20-20,000 Hz¹⁰
Reference Surround Sound Audio System³ with 7.1-channel architecture and in-dash, single-feed, six-disc DVD/CD auto-changer
Satellite roof-mounted fin antenna
Integrated XM[®] Satellite Radio¹⁴
XM NavTraffic^{®1}
Automatic Sound Levelizer (ASL)
In-glass antenna with FM-diversity system
USB and auxiliary iPod^{®5}/MP3/Windows Media Audio (WMA) port

INSTRUMENTATION AND CONTROLS

Steering-wheel-mounted audio controls
Electronic Thin Film Transistor (TFT) multi-information display
Electroluminescent instrumentation
Electronic TFT instrumentation (LS 600h L)
Illuminated interior electronic trunk-lid and fuel-filler door releases
ECO Driving indicator (LS 600h L)

STANDARD SAFETY AND SECURITY FEATURES

SAFETY

Vehicle Dynamics Integrated Management (VDIM)¹²
Vehicle Stability Control (VSC)¹²
Traction Control (TRAC)
Four-wheel ventilated power-assisted disc brakes
Electronic Controlled Braking (ECB)
Four-sensor, four-channel Antilock Braking System (ABS)
Brake Assist (BA)¹³
Electronic Brake-force Distribution (EBD)
Pre-Collision System (PCS)¹⁴ (LS 460 L, LS 600h L)
Direct Tire Pressure Monitor System¹⁵
Laminated side glass and water-repellent front-door glass (LS 460 L, LS 600h L)
Rain-sensing intermittent windshield wipers with mist cycle
Rear-window defroster with auto-off timer
High-Intensity Discharge (HID) headlamps with dynamic auto-levelling (LS 460, LS 460 L)
Intelligent high-beam headlamps (LS 460 L, LS 600h L)
Light Emitting Diode (LED) headlamps with dynamic auto-levelling (LS 600h L)
Dual-swivel Adaptive Front Lighting System (AFS) with headlamp washers
Integrated foglamps
Light Emitting Diode (LED) rear taillamps
Power-adjustable, heated, auto-folding outside mirrors with turn indicators, puddle lamps and auto tilt-down in reverse
Driver's and front passenger's advanced airbag system (SRS)¹⁶ with front passenger's twin-chamber airbag (SRS)¹⁶
Front seat-mounted side airbags (SRS)¹⁶
Driver's and front passenger's knee airbags (SRS)¹⁶
Front and rear side curtain airbags (SRS)¹⁶
Advanced active front headrests⁸
Three-point seatbelts for all seating positions, pre-tensioners with force limiters for front and outboard rear seats
Automatic Locking Retractor/Emergency Locking Retractor (ALR/ELR) seatbelts for rear outboard seating positions. Emergency Locking Retractor (ELR) only for driver's seat
Height-adjustable front shoulder belt anchors
Child Restraint Seat (CRS) tether anchor brackets for rear outboard seating positions
Highly rigid body structure with front and rear crumple zones
Side-impact door beams
Reinforcements in pillars and door sills
Impact-dissipating upper interior trim
Collapsible steering column
Clearance and backup sensors

SECURITY

Vehicle theft-deterrent and engine-immobilizer system
Emergency interior trunk release
First aid kit
Tool kit

ACCESSORIES

Block heater
Cargo net
18-inch alloy wheel

OPTION PACKAGES

LS 460 RWD

TECHNOLOGY PACKAGE

19-inch aluminum alloy wheels
Pre-Collision System (PCS)¹⁴
Milli-wave radar cruise control²¹
Power assist doors
Automatic power trunk open/close
Intelligent high-beam headlamps
Rear-seat side airbags (SRS)¹⁶
Power rear seats with power headrests and memory with one memory setting
Climate control rear seats with heat and air conditioning
Four-zone automatic climate control
Power rear-seat lumbar support, recline and slide
Rear-seat massage settings

SPORT PACKAGE

19-inch 10-spoke forged alloy wheels with P245/45R19 performance summer tires
Pre-Collision System (PCS)¹⁴
Milli-wave radar cruise control²¹
Power assist doors
Automatic power trunk open/close
Intelligent high-beam headlamps
Brembo® high friction brake pads, calipers and rotors
Electric Power Steering (EPS) with Variable Gear Ratio Steering (VGRS)
Adaptive Variable Suspension (AVS)
Sport-tuned suspension
Paddle shift
Black leather sport seats
Front sport seats
Front chin spoiler
Rear lip spoiler
Unique grille

LS 460 L

TECHNOLOGY PACKAGE

Advanced Pre-Collision System (PCS)²⁵
Lane keep assist system²²
Driver attention monitor²³
Active pedestrian detection system²⁴
Rear audio controls
Rear-seat side airbags (SRS)¹⁶
Power rear seats with power headrests
Climate control rear seats with heat and air conditioning
Four-zone automatic climate control
Power rear-seat lumbar support
Premium leather seats surfaces
Escaine roof headliner
Wood and leather console box
Power rear-door sunshade
Rear-seat massage settings
Bi-Xenon High Intensity Discharge (HID) headlamps with dynamic auto-levelling

EXECUTIVE PACKAGE

Includes LS 460L AWD Technology Package, plus:
Lexus DVD Rear-Seat Entertainment System (RSES) with 9-inch Liquid Crystal Display (LCD) screen
Two sets of wireless headphones⁴
Audio and DVD remote control
Accessory power outlet (110v)
Right-rear power reclining seat and retractable ottoman with multifunction Shiatsu massager
Rear-seat massage settings
Infrared body temperature sensor
Ottoman seat cushion airbag (SRS)¹⁵
Leather covered lower instrument panel and door armrest
Electric Power Steering (EPS) with Variable Gear Ratio Steering (VGRS)
Adaptive Variable Suspension (AVS)

LS 460 AWD

SPORT APPEARANCE PACKAGE

Sport grille
Colour full skirt package

TECHNOLOGY PACKAGE

Pre-Collision System (PCS)¹⁴
Milli-wave radar cruise control²¹
Power assist doors
Automatic power trunk open/close
Intelligent high-beam headlamps
Electric Power Steering (EPS) with Variable Gear Ratio Steering (VGRS)
Adaptive Variable Suspension (AVS)
Rear-seat side airbags (SRS)¹⁶

Power rear seats with power headrests and memory with one memory setting
Power rear-seat lumbar support, recline and slide
Climate control rear seats with heat and air conditioning
Four-zone automatic climate control
Rear-seat massage settings

LS 600h L

PREMIUM EXECUTIVE PACKAGE

18-inch 10-spoke alloy wheels with P235/50R18 all-season tires
Advanced Pre-Collision System (PCS)²⁵
Milli-wave radar cruise control²¹
Lane keep assist system²²
Driver attention monitor²³
Active pedestrian detection system²⁴
Rear audio controls
Rear-seat side airbags (SRS)¹⁶
Ottoman seat cushion airbag (SRS)¹⁶
Infrared body temperature sensor
Lexus DVD Rear-Seat Entertainment System (RSES) with 9-inch Liquid Crystal Display (LCD) screen

Two sets of wireless headphones⁴
Audio and DVD remote control
Accessory power outlet (110v)
Centre console with sliding armrest and accessory outlet (12v)
Climate control rear seats with heat and air conditioning
Power rear seats with power headrests and memory with one memory setting
Right-rear power reclining seat and retractable ottoman with multifunction Shiatsu massager
Rear-seat massage settings
(deleted 19-inch aluminum alloy wheels)

THE BEST WAY TO FINANCE YOUR NEW LS – EASILY, QUICKLY, AFFORDABLY.



* Lexus Financial Services does nothing but finance or lease Lexus vehicles; thus, we know financing and we know Lexus. • Our interest rates are fully competitive and our terms flexible (up to 72 months). • Since we offer Web services, you can: A: check out our rate; B: save time by getting credit approved on-line – before checking out the vehicle(s) of your interest. • Finally, one-stop shopping (at all Lexus Dealerships) saves you time. We invite you to visit us at lexus.ca or call us at 1-800-26-LEXUS.

LEXUS CANADA. Every effort has been made to ensure the specifications and equipment shown are accurate based on information available at time of printing. In some cases, certain changes in standard equipment, options or product delays may occur, which would not be reflected in this brochure. Lexus Canada reserves the right to make these changes without notice or obligation. Your Lexus Dealer is the best source for up-to-date information.



Lexus invites you to join us in Club Lexus, a very exceptional compilation of services, offers, special events and pertinent information available only to Lexus owners. To register for Club Lexus, please visit lexus.ca or call 1-800-26-LEXUS.

Lexus is always looking for new ways to be respectful of the environment. As part of this effort, this paper contains post-consumer recycled material and has earned the Mixed Sources label as designated by the Forest Stewardship Council.



Product group from well-managed forests, controlled sources and recycled wood or fiber
www.fsc.org Cert no. SAC-COC-1383
© 1996 Forest Stewardship Council