

STANDARD LUXURY

LUXURY AND CONVENIENCE:

- Smart Key System for all doors¹³
- Push button start
- Heated leather-wrapped power tilt & telescopic steering wheel with audio controls (RX 350)
- Leather-wrapped shift knob (RX 350)
- Heated wood power tilt & telescopic steering wheel with audio controls (RX 450h)
- Wood and leather-wrapped shift knob (RX 450h)
- Cruise Control⁴
- Dual-zone automatic climate control
- Dust, pollen, deodorizing air filter
- Auto-dimming rearview mirror
- Backup camera with Back Guide Monitor⁸
- Garage door opener
- Rear privacy glass
- Under cargo area storage compartments and cargo lamp
- Illuminated entry with fadeout
- Auto-dimming power-adjustable and retractable folding heated side view mirrors with integrated signal lamps and puddle lamps
- Power moonroof
- Roof mounted spoiler
- All door handle touch sensor lock/unlock
- Power rear door with jam protection
- Front and rear splash guards
- Front and rear aluminum scuff plates
- Electric windshield

SEATING AND TRIM:

- Perforated leather seats
- 8-way power adjustable heated and ventilated driver and front passenger seats with 2-way power lumbar support (RX 350)
- 10-way power adjustable heated and ventilated driver and front passenger seats with 4-way power lumbar support (RX 450h)
- Driver seat memory system
- 40/20/40 split heated rear seats with slide, recline, fold down centre armrest, and rear seat remote release in cargo area
- Rear seat heater ducts
- Silver painted roof rails
- Dual exhaust pipe (RX 350)

AUDIO, COMMUNICATIONS AND INSTRUMENTATION:

- Voice-activated HDD Navigation System with Remote Touch¹⁴ (RX 450h)
- 12 speaker Lexus Premium Audio System
- Bluetooth¹⁵ and MP3 audio capability
- Integrated XM¹⁶ Satellite Radio⁶
- Auto Sound Levelizer (ASL)
- Satellite Roof Mounted Fin Antenna
- 8" high definition TFT liquid crystal display (RX 350)
- 12.3" high-definition TFT liquid crystal Electro Multi Vision display (RX 450h)
- 4.2" colour TFT multi-information display
- Tachometer
- Compass
- 2 USB ports
- 12V auxiliary power outlets (2 front and 2 rear)
- Analog clock

STANDARD SAFETY AND SECURITY

ACTIVE SAFETY:

- Blind Spot Monitor⁹
- Auto-levelling headlamp system with headlamp washers
- Variable intermittent rain-sensing wipers
- LED daytime running lights
- Automatic headlamp system
- LED low and high beam headlamps
- LED fog lamps
- LED brake lamps
- Direct Tire Pressure Monitor System¹⁵
- All-position vertically-adjustable headrests

PASSIVE SAFETY:

- Dual stage driver and passenger airbag Supplemental Restraint System (SRS)^{10,16}
- Front seat mounted side airbags¹⁶
- Driver knee airbag¹⁶
- Front passenger seat cushion airbag
- Side Roll-Sensing Curtain Airbags (RSCA)¹⁶
- Rear seat side airbags¹⁶
- Front passenger occupancy classification indicator
- Front seatbelt pre-tensioners and force limiters
- Rear outboard seatbelt pre-tensioners and force limiters
- Active front headrests with whiplash protection¹⁷
- Front seatbelt anchor height adjusters
- Anchor points for child restraint seats

SECURITY:

- First aid kit
- Anti-theft system
- Engine immobilizer

STANDARD SPECIFICATIONS

CURB WEIGHT

- RX 350 2,020 kg/4,453 lbs
- RX 450h 2,150 kg/4,740 lbs

ENGINE TYPE

- RX 350 > 3.5 litre, 6-cylinder, aluminum alloy block, DOHC, 24-valve, intake: Variable Valve Timing with intelligence Wide (VVT-iW), exhaust: Variable Valve Timing with intelligence (VVT-i)
- RX 450h > 3.5 litre, 6-Cylinder, aluminum alloy block, DOHC, 24-Valve, DualVariable Valve Timing with intelligence (Dual VVT-i), heavy duty battery, Lexus Hybrid Drive, Atkinson cycle, cooled Exhaust Gas Recirculation (EGR) System, EV mode

HORSEPOWER

- RX 350 295 hp at 6,300 rpm¹⁸
- RX 450h 308 hp (Total System Net Horsepower)¹⁸

TORQUE

- RX 350 267.7 @ 4,700 rpm¹⁸
- RX 450h 247.1 @ 4,600 rpm¹⁸

TRANSMISSION

- RX 350 > 8-speed automatic, Super Electronically Controlled Transmission (Super ECT), Drive Mode Select
- RX 450h > Automatic, Continuously Variable Transmission (CVT), Sequential Shift mode, Drive Mode Select

TIRES

- RX 350 > P235/65R18 tires, mud and snow tires, temporary spare
- RX 350 (optional) > P235/55R20 tires, mud and snow tires, temporary spare
- RX 450h > P235/55R20 tires, mud and snow tires, temporary spare

FUEL TANK CAPACITY

- RX 350 72.5 litres/19.2 gallons
- RX 450h 65.0 litres/17.2 gallons

FUEL ECONOMY ESTIMATES

- (City/Hwy/Combined)
- RX 350 12.2/8.9/10.7 L/100 km¹⁹
23/32/26 L/ mpg
- RX 450h 7.7/8.2/8.0 L/100 km¹⁹
37/34/35 mpg

CHASSIS

FRONT SUSPENSION

- RX 350 > Independent MacPherson Gas Struts with Coil Springs and Stabilizer Bar
- RX 450h > Independent MacPherson Gas Struts with Coil Springs and Stabilizer Bar

REAR SUSPENSION

- RX 350 > Independent Double Wishbone Type with Coil Springs and Stabilizer bar
- RX 450h > Independent Double Wishbone Type with Coil Springs and Stabilizer bar

OPTIONAL SUSPENSION

- Adaptive Variable Suspension with S+ mode

STEERING

- Electric power steering

BRAKES

- RX 350 > Electric Parking Brake, Front Ventilated Disc Brakes, Rear Discs, Antilock Braking System (ABS), Brake Assist (BA), Electronic Brake Force Distribution (EBD)
- RX 450h > Electric Parking Brake, Front Ventilated Disc Brakes, Rear Discs, Antilock Braking System (ABS), Brake Assist (BA), Electronic Brake Force Distribution (EBD), Integrated Regenerative Braking System, Electronically Controlled Hydraulic Braking System (ECB2)

AERODYNAMIC DRAG COEFFICIENT

- 0.34

BODY AND DIMENSIONS

OVERALL LENGTH

- 4,890 mm (192.5")

WHEELBASE

- 2,790 mm (109.8")

WIDTH

- 1,895 mm (74.6")

HEIGHT

- 1,720 mm (67.7")

HEADROOM (FRONT)

- 1,001.5 mm (39.4")

HEADROOM (REAR)

- RX 350 > 993.0 mm (39.1")
- RX 450h > 970.2 mm (38.2")

LEGROOM (FRONT)

- 1,120.5 mm (44.1")

LEGROOM (REAR)

- 964.5 mm (38.0")

WHEELS



RX 350 (standard)
18" aluminum alloy wheels



RX 450h (standard)
RX 350 (optional)
20" aluminum alloy wheels



RX 350 *F SPORT* (standard)
RX 450h *F SPORT* (standard)
F SPORT 20" alloy wheels

ACCESSORIES



BLOCK HEATER



PAINT PROTECTION FILM



CARGO LINER

EXTERIOR



ULTRA WHITE.....0083



EMINENT WHITE PEARL.....0085



NEBULA GREY PEARL.....01H9




SILVER LINING METALLIC.....01J4



OBSIDIAN.....02I2



CAVIAR.....0223



MATADOR RED MICA.....03R1



SATIN CASHMERE METALLIC.....04U7



AUTUMN SHIMMER.....04X2



NIGHTFALL MICA.....08X5

INTERIOR




LEATHER SEMI-ANILINE LEATHER | PARCHMENT



F SPORT LEATHER | RIOJA RED




LEATHER SEMI-ANILINE LEATHER | NOBLE BROWN




LEATHER SEMI-ANILINE LEATHER
F SPORT LEATHER | BLACK


INTERIOR TRIM



ALUMINUM *F SPORT*



ALUMINUM & WOOD



WALNUT



SHIMAMOKU WOOD



BAMBOO

Specifications

RX 2016

November 24, 2015

	RX 350	RX 450H
Interior		
Steering		
Heated Steering Wheel	•	
Power Tilt & Telescopic Steering Wheel	•	•
Steering Wheel Audio Controls	•	•
Leather Wrapped Steering Wheel	•	
Heated Wood Steering Wheel		•
Climate Control		
Dual Zone Automatic Climate Control	•	•
Dust, Pollen, Deodorizing Air Filter	•	•
Rear Seat Heater Ducts	•	•
Automatic Air Recirculation Control System		•
Audio		
2 USB Audio Inputs	•	•
AM/FM Stereo	•	
12 Speaker Lexus Premium Audio	•	•
MP3 Audio Capability	•	
Auto Sound Levelizer (ASL)	•	•
Bluetooth Capability	•	•
Integrated SiriusXM Satellite Radio	•	•
Subwoofer	•	•
Satellite Roof Mounted Fin Antenna	•	•
8" Display Screen	•	
Single In-Dash DVD		•
AM/FM/CD/MP3/WMA		•
Seats		
2-Way Power Lumbar Support - Passenger	•	

	RX 350	RX 450H
8-way Power Adjustable Drivers Seat	•	
8-way Power Passenger Seat	•	
Driver Seat Memory System	•	•
40/20/40 Split Rear Seats	•	
Sliding Rear Seats	•	
Recline - Rear	•	•
Rear Seat Fold Down Centre Armrest	•	
Heated Rear Seats	•	•
Rear Seat Remote Release in Cargo Area	•	
Heated & Ventilated Front Seats	•	•
4-way Power Lumbar Support - Passenger		•
Premium Leather Seat Surfaces		•
Perforated Leather Seat Surfaces		•
10-way Power Adjustable Drivers Seat		•
10-way Power Adjustable Passenger Seat		•
Fold Down Rear Seat (60/40)		•
Fold-Down Seatback - Rear		•
Driver Seat Adjustments: 4-Way Power Lumbar Support		•

Windows

Power Windows with Auto Up/Down for All Windows	•	•
Rear Privacy Glass	•	•

Convenience

Analog Clock	•	•
Power Door Locks	•	•

Instrumentation

4.2-inch TFT Multi Information Display	•	•
Backup Camera	•	•
Tachometer	•	
12.3-inch Electro Multi Vision (EMV) Display		•

	RX 350	RX 450H
Voice-activated HDD Navigation System with Remote Touch		.
Mirrors		
Illuminated Vanity Mirrors	.	.
Auto Dimming Rear View Mirror		.
Trim		
Leather Wrapped Shift Knob	.	
Aluminum Scuff Plates	.	.
Aluminum Scuff Plates - Front LED Illuminated		.
Trunk/cargo		
Cargo Area Multi-Purpose Net	.	.
Cargo Mat	.	
Tonneau Cover	.	.
Cargo Area Mat		.
Lights		
Cargo Lamp	.	.
Storage		
Driver and Passenger Opening Door Pockets	.	.
Centre Console Box with Armrest	.	.
Front Seat Back Pockets	.	
Owners Wallet	.	.
Driver & Front Passenger Seatback Pockets		.
Flooring		
Carpeting	.	
Carpet Floor Mats	.	.
All Season Floor Mats	.	.

Convenience

	RX 350	RX 450H
Convenience		
12V Auxiliary Power Outlets: 2 Front, 2 Rear	•	•
Retained Accessory Power	•	•
Cruise Control	•	•
Garage Door Opener	•	•
Overhead Sunglass Storage	•	•
Smart Key System	•	•
Push Button Start	•	•
Power Rear Door with Jam Protection	•	•
Front & Rear Cup Holders	•	•
Clearance and Backup Sensors	•	•

Trunk/cargo		
Under Cargo Area Storage Compartments	•	•

Lights		
Illuminated Entry w/ Fadeout	•	•

Safety

Safety		
Front Passenger Seat Cushion Airbag	•	•
Dual Stage Driver & Passenger Airbag Supplemental Restraint System (SRS)	•	•
Front Passenger Occupancy Classification Indicator	•	•
Front Seat Mounted Side Airbags	•	•
Driver Knee Airbag	•	•
Side Roll-Sensing Curtain Airbags (RSCA)	•	•
Rear Seat Side Airbags	•	•
Front Seatbelt Pre-Tensioners and Force Limiters	•	•
Rear Outboard Seatbelt Pre-tensioners & Force Limiters	•	•
Active Front Headrests with Whiplash Protection	•	•
All-Position Vertically-Adjustable Headrests	•	•
Front Seatbelt Anchor Height Adjusters	•	•

	RX 350	RX 450H
Anchor Points for Child Restraint Seats	•	•
LED Brake Lamps	•	•
First Aid Kit	•	•
Blind Spot Monitor	•	•
Rear Cross Traffic Alert	•	•

Security

Anti-theft System	•	•
Engine Immobilizer	•	•

Warning

Low Fuel	•	•
Low Engine Oil Level	•	•
Low Washer Fluid	•	•
Direct Tire Pressure Monitoring System	•	•
Front Driver and Passenger Seat Belt Warning	•	•

Exterior

Body Style

4-Door Sport Utility	•	•
----------------------	---	---

Wheels

18" Aluminum Alloy Wheels	•	
Wheel Locks	•	•
20" Aluminum Alloy Wheels		•

Windows

Electrically-heated Windshield	•	•
--------------------------------	---	---

Exterior

Rear Bumper Protector	•	•
Silver Painted Roof Rails	•	
Front Splash Guards	•	

	RX 350	RX 450H
Rear Splash Guards	•	
Front Door Handle Touch Sensor Lock/Unlock	•	
Power Moonroof	•	•
Roof Mounted Spoiler	•	•
Aluminum Roof Rails		•
Front & Rear Splash Guards		•
Hybrid Blue-Accented Emblems		•

Mirrors

Auto-dimming Side View Mirrors	•	•
Power-Adjustable Heated Mirrors	•	•
Integrated Signal Lamps	•	•
Power Retractable Folding Exterior Mirrors	•	•
Power Folding Mirrors	•	

Wipers

Variable Intermittent Wipers	•	•
Rain Sensing Wipers	•	•
Windshield Wiper De-Icer	•	

Lights

Automatic Headlamp System	•	
Headlamp Washers	•	•
LED Daytime Running Lights	•	•
LED Fog Lamps	•	•
LED Headlamps - High Beam	•	•
LED Headlamps - Low Beam	•	•
Cornering lamp		•
Premium LED Headlamps		•
Auto Leveling Headlamp System		•
Premium LED Rear Combination Lamps		•

Mechanical

	RX 350	RX 450H
Transmission		
Automatic	•	•
Super Electronically Controlled Transmission (Super ECT)	•	
Overdrive	•	
Sequential Shift Mode	•	•
Lock Up Torque Converter	•	
Transmission Cooler	•	
Continuously Variable Transmission (CVT)		•

Engine		
3.5 Litre	•	•
6-Cylinder	•	•
Aluminum Alloy Block	•	•
DOHC	•	•
24-Valve	•	•
Dual Variable Valve Timing with intelligence (VVT-i)	•	•
Sequential Multiport Electronic Fuel Injection	•	•
Acoustic Control Induction System (ACIS)	•	•
Engine Oil Cooler	•	
Tier 2 Bin 5 Emissions Rating	•	
Heavy Duty Battery, Starter, Alternator and Heater	•	
Stainless Steel Exhaust System	•	
306 HP		•
Lexus Hybrid Drive		•
Atkinson Cycle		•
Cooled Exhaust Gas Recirculation (EGR) System		•
EV Mode		•

Mechanical Features		
All Wheel Drive (AWD)	•	•
Active Torque Control System	•	
Mechanical Features: Drive Mode Select	•	
Traction Control (TRAC)	•	•

	RX 350	RX 450H
Hill-start Assist Control (HAC)	•	•
Vehicle Dynamics Integrated Management (VDIM)		•
Vehicle Stability Control (VSC)		•
Drive Mode Select (Sport, Eco and Normal Modes)		•

Steering

Electric Power Steering	•	•
-------------------------	---	---

Suspension

Independent - Front	•	•
Macpherson Gas Struts - Front	•	
Coil Springs - Front	•	•
Stabilizer Bar - Front	•	•
Independent - Rear	•	•
Double Wishbone Type - Rear	•	•
Coil Springs - Rear	•	•
Stabilizer Bar - Rear	•	•
Macpherson Struts - Front		•

Tires

Mud Snow Tires	•	•
Temporary Spare Tire	•	•
Tires: P235/55R20		•

Brakes

Front Ventilated Disc Brakes	•	•
Rear Discs	•	•
Electric Parking Brake (EPB)	•	•
Antilock Braking System (ABS)	•	•
Brake Assist (BA)	•	•
Electronic Brake Force Distribution (EBD)	•	•
Integrated Regenerative Braking System		•
Electronically Controlled Hydraulic Braking System (ECB2)		•

	RX 350	RX 450H
Dimension		
Dimensions		
Height mm (in.)	1,720 (67.7)	1,720 (67.7)
Width mm (in.)	1,895 (74.6)	1,895 (74.6)
Length mm (in.)	4,890 (192.5)	4,890 (192.5)
Wheelbase mm (in.)	2,790 (109.8)	2,790 (109.8)
Front Track mm (in.)	1,635 (64.7)	1,635 (64.7)
Rear Track mm (in.)	1,625 (64.0)	1,625 (64.0)
Front Headroom mm (in.)	1,001.5 (39.4)	1,001.5 (39.4)
Rear Headroom mm (in.)	993 (39.1)	970.2 (38.2)
Front Legroom mm (in.)	1,120.5 (44.1)	1,120.5 (44.1)
Rear Legroom mm (in.)	964.5 (38.0)	964.5 (38.01)
Front Shoulder Room mm (in.)	1,468 (57.8)	1,468.8 (57.8)
Rear Shoulder Room mm (in.)	1,462 (57.6)	1,462.3 (57.6)
Seating Capacity	5	5
Base Curb Weight kg (lbs.)	2,020 (4,453)	2,150 (4,740)
Gross Vehicle Weight kg (lbs.)	2,660 (5,864)	2,720 (5,997)
Towing Capacity kg (lbs.)	1,588 (3,500)	1,585 (3,494) *not Available On Executive Plus Pa
Fuel Capacity litres (gal.)	72.5 (19.2)	65.0 (17.2)
Fuel Consumption - City/Highway/Combined L/100km	12.2/8.9/10.7	7.7 / 8.2 / 8.0
Fuel Consumption - City/Highway/Combined mpg	23/32/26	37 / 34 / 35
Compression Ratio	11.8:1	13.0
Horsepower (kW)	295 (212) @ 6,300 Rpm	308 (230)
Torque (N.m)	267.7 (363) @ 4,700 Rpm	247.1 (335) / 4600
Coefficient of Drag (cd.)	0.34	0.34
Cargo Capacity Behind Rear Seat-Max. Cap. m ³ (cu. Ft.)	0.521(18.4)	
Cargo Capacity Behind Front Seats-Max. Cap. m ³ (cu. Ft.)	1.594(56.29)	1,583 (55.9)
Approach Angle (Degrees)	17	17
Departure Angle (Degrees)	24.9	24.9

	RX 350	RX 450H
Turning Circle m. (ft.)	11.6 (38.0)	11.6 (38.0)
Ground Clearance mm (in.)	208 (8.2)	208 (8.2)
Cargo Capacity m ³ (cu.ft.)		0.510 (18.01)

Option Packages

RX 350

FSPORT Series 2

Automatic Air Recirculation Control System , Clearance and Backup Sensors , Vehicle Dynamics Integrated Management (VDIM) , *FSPORT* Front Grille , *FSPORT* badging , 12.3-inch Electro Multi Vision (EMV) Display , Voice-activated HDD Navigation System with Remote Touch , *FSPORT* Meter , Cornering lamp , Premium LED Headlamps , Premium LED Rear Combination Lamps , Steering Wheel Paddle Shifters (A/T) , 3-Spoke *FSPORT* Steering Wheel , *FSPORT* Seats , Adaptive Variable Air Suspension (AVS) , Interior Trim: *FSPORT* Shift Knob , Aluminum Sport Pedals with Rubber Inserts , *FSPORT* Scuff Plates , 20" *FSPORT* Alloy Wheels .

Luxury Package

Automatic Air Recirculation Control System , Clearance and Backup Sensors , Rear Door Sunshade - Manual , 12.3-inch Electro Multi Vision (EMV) Display , Voice-activated HDD Navigation System with Remote Touch , Cornering lamp , Premium LED Headlamps , Premium LED Rear Combination Lamps , Woodgrain & Leather Wrapped Steering Wheel , Premium Leather Seat Surfaces , 4-way Power Adjustable Driver and Passenger Seats with Lumbar Support , 10-way Power Adjustable Drivers Seat , 10-way Power Adjustable Passenger Seat , Aluminum Scuff Plates - Front LED Illuminated , 20" Aluminum Alloy Wheels .

Executive Package

15 Speaker Mark Levinson Surround Sound Audio System , Automatic Air Recirculation Control System , Touch-free Power Back Door , Wireless Charging , Clearance and Backup Sensors , Rear Door Sunshade - Manual , Panoramic Glass Roof , 12.3-inch Electro Multi Vision (EMV) Display , Voice-activated HDD Navigation System with Remote Touch , Head-Up Display , Wide-view Front, Rear and Side Monitor System , Cornering lamp , Premium LED Headlamps , Premium LED Rear Combination Lamps , Pre-Collision System , Lane Departure Alert , Automatic High Beam , Dynamic Radar Cruise Control , Woodgrain & Leather Wrapped Steering Wheel , Premium Leather Seat Surfaces , 4-way Power Adjustable Driver and Passenger Seats with Lumbar Support , Rear Power Recline Seat , Power Foldable Rear Seats , 10-way Power Adjustable Drivers Seat , 10-way Power Adjustable Passenger Seat , Aluminum Scuff Plates - Front LED Illuminated , 20" Aluminum Alloy Wheels .

FSPORT Series 3

15 Speaker Mark Levinson Surround Sound Audio System , Automatic Air Recirculation Control System , Touch-free Power Back Door , Wireless Charging , Clearance and Backup Sensors , Vehicle Dynamics Integrated Management (VDIM) , *FSPORT* Front Grille , *FSPORT* badging , Panoramic Glass Roof , 12.3-inch Electro Multi Vision (EMV) Display , Voice-activated HDD Navigation System with Remote Touch , *FSPORT* Meter , Head-Up Display , Wide-view Front, Rear and Side Monitor System , Cornering lamp , Premium LED Headlamps , Premium LED Rear Combination Lamps , Pre-Collision System , Lane Departure Alert , Automatic High Beam , Dynamic Radar Cruise Control , Steering Wheel Paddle Shifters (A/T) , 3-Spoke *FSPORT* Steering Wheel , *FSPORT* Seats , Rear Power Recline Seat , Power Foldable Rear Seats , Adaptive Variable Air Suspension (AVS) , Interior Trim: *FSPORT* Shift Knob , Aluminum Sport Pedals with Rubber Inserts , *FSPORT* Scuff Plates , 20" *FSPORT* Alloy Wheels .

RX 450H

FSPORT Series 3

15 Speaker Mark Levinson Surround Sound Audio System , Touch-free Power Back Door , Wireless Charging , Drive Mode Select with Sport S+ mode , *FSPORT* Front Grille , *FSPORT* badging , Panoramic Glass Roof , *FSPORT* Meter , Head-Up Display , Wide-view Front and Side Monitor System , Pre-Collision System , Lane Departure Alert , Automatic High Beam , Dynamic Radar Cruise Control , Steering Wheel Paddle Shifters (A/T) , 3-Spoke *FSPORT* Steering Wheel , Natural Leather Seat Surfaces , *FSPORT* Leather Seats , Rear Power Recline Seat , Power Foldable Rear Seats , Adaptive Variable Suspension (AVS) , Interior Trim: *FSPORT* Shift Knob , Aluminum Sport Pedals with Rubber Inserts , *FSPORT* Scuff Plates , 20" *FSPORT* Alloy Wheels .

Executive Package

15 Speaker Mark Levinson Surround Sound Audio System , Touch-free Power Back Door , Wireless Charging , Panoramic Glass Roof , Head-Up Display , Wide-view Front, Rear and Side Monitor System , Pre-Collision System , Lane Departure Alert , Automatic High Beam , Dynamic Radar Cruise Control , Rear Power Recline Seat , Power Foldable Rear Seats .

Executive Plus Package

15 Speaker Mark Levinson Surround Sound Audio System , 2 sets of Wireless Headphones , Dual Seatback HDMI Entertainment System with 11.6" LCD Screens , Touch-free Power Back Door , Wireless Charging , 120V/100-watt Power Outlet , Panoramic Glass Roof , Head-Up Display , Wide-view Front, Rear and Side Monitor System , Pre-Collision System , Lane Departure Alert , Automatic High Beam , Dynamic Radar Cruise Control , Rear Power Recline Seat , Power Foldable Rear Seats , Less Towing Package .