



EXTERIOR COLOURS



0077
STARFIRE PEARL



01H9
NEBULA GREY PEARL



01J4
SILVER LINING METALLIC



0217
STARLIGHT BLACK MICA



03R1
MATADOR RED MICA



04U7
SATIN CASHMERE METALLIC



04V3
FIRE AGATE PEARL



08V3
DEEP SEA MICA


INTERIOR COLOURS



PARCHMENT LEATHER



LIGHT GREY LEATHER




BLACK LEATHER



PARCHMENT NULUXE



LIGHT GREY NULUXE

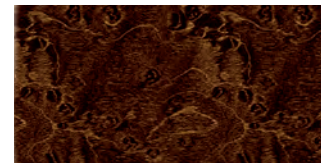


BLACK NULUXE

INTERIOR TRIM



PIANO BLACK



ESPRESSO BIRD'S-EYE MAPLE*

COLOUR AVAILABILITY

	STARFIRE PEARL	NEBULA GREY PEARL	SILVER LINING METALLIC	STARLIGHT BLACK MICA	MATADOR RED MICA	SATIN CASHMERE METALLIC	FIRE AGATE PEARL	DEEP SEA MICA	PIANO BLACK	ESPRESSO BIRD'S-EYE MAPLE*
PARCHMENT NULUXE or LEATHER	■ ●			■ ●	■ ●	■ ●	■ ●	■ ●	■	●
LIGHT GREY NULUXE or LEATHER		■ ●	■ ●	■ ●					■	●
BLACK NULUXE or LEATHER	■ ●	■ ●	■ ●	■ ●	■ ●				■	●
INTERIOR COLOUR	■ ES 350		● ES 300h							
	EXTERIOR COLOUR							INTERIOR TRIM		

Visit our Web site and try on a colour. lexus.ca

*Espresso bird's-eye maple wood trim standard on ES 300h, optional on ES 350.

Colours and interiors are subject to change during model year. Please see your Lexus Dealer for details.

GENERAL

TYPE	Five-passenger luxury sedan (ES 350) Five-passenger hybrid luxury sedan (ES 300h)
CONSTRUCTION	Welded-steel unibody
CURB WEIGHT	1,610 kg/3,549 lb (ES 350) 1,660 kg/3,660 lb (ES 300h)

DRIVETRAIN

DRIVE WHEELS	ES 350 Front-wheel drive
TRANSMISSION	Six-speed sequential-shift automatic Electronically Controlled Transmission with intelligence (ECT-i)
DRIVE WHEELS	ES 300h Front-wheel drive
TRANSMISSION	Electronically controlled Continuously Variable Transmission with intelligence (ECVT-i)

ENGINE

TYPE	ES 350 60° V6, aluminum block and heads, electronically controlled sequential fuel injection
DISPLACEMENT	3.5 litres
VALVETRAIN	Four cam, four valves per cylinder, with Dual Variable Valve Timing with intelligence (Dual VVT-i)
HORSEPOWER AT RPM	268 hp @ 6,200
TORQUE AT RPM	248 lb-ft @ 4,700
EMISSION RATING	Tier 2 Bin 5 Emissions Rating
TYPE	ES 300h Atkinson-cycle In-line 4 cyl., aluminum block and heads
DISPLACEMENT	2.5 litres
VALVETRAIN	Dual cam, four valves per cylinder, with Dual Variable Valve Timing with intelligence (Dual VVT-i)
ELECTRIC-DRIVE MOTOR	Front high-output, permanent-magnet electric-drive motor with EV mode
TOTAL SYSTEM HORSEPOWER	200 hp ¹⁰
EMISSION RATING	Tier 2 Bin 3 Emissions Rating

CHASSIS

SUSPENSION	Front: Independent, MacPherson struts with inversely wound coil springs, gas-pressurized shock absorbers and stabilizer bar Rear: Independent, dual-link MacPherson struts with coil springs, gas-pressurized shock absorbers and stabilizer bar
STEERING	Electric Power Steering system (EPS)
BRAKES	Four-wheel power-assisted discs, with four-sensor, four-channel Anti-lock Brake System (ABS), Electronic Brake-force Distribution (EBD) and Brake Assist (BA) ¹⁴ Regenerative braking system (ES 300h) 11.6-inch ventilated front, 11.0-inch solid rear discs
WHEELS AND TIRES	17-inch split-6-spoke alloy wheels with P215/55R17 all-season tires (ES 350) 17-inch split-5-spoke alloy wheels with P215/55R17 all-season tires (ES 300h) <i>Optional:</i> 18-inch split-10-spoke alloy wheels with P225/45R18 all-season tires (ES 350)

BODY AND DIMENSIONS

HEADROOM

front/rear

953/953 mm - 37.5/37.5 in
(w/moonroof)

front/rear

957/938 mm - 37.7/36.9 in
(w/panorama glass roof)

HEIGHT

1,450 mm/57.1 in



WIDTH

1,820 mm/71.7 in

LEGGROOM

front/rear

1,065/1,015 mm - 41.9/40.0 in

SHOULDER ROOM

1,464/1,397 mm - 57.6/55.0 in

TRUNK CAPACITY

430 litres/15.2 cubic feet (ES350)

342 litres/12.1 cubic feet (ES300h)



WHEEL BASE

2,820 mm/111.0 in

OVERALL LENGTH

4,895 mm/192.7 in

PERFORMANCE

	ES 350
FUEL ECONOMY ESTIMATES (city/highway/combined)	9.9/6.4/8.3 L/100 km ¹² 29/44/34 mpg ¹²
AERODYNAMIC DRAG COEFFICIENT	0.27
TURNING CIRCLE	11.4 m/37.4 ft
	ES 300h
FUEL ECONOMY ESTIMATES (city/highway/combined)	4.7/5.1/4.8 L/100 km ¹² 60/55/59 mpg ¹²
AERODYNAMIC DRAG COEFFICIENT	0.27
TURNING CIRCLE	11.4 m/37.4 ft

WHEELS



17-inch split-6-spoke alloy wheels
STANDARD
ES 350



17-inch split-5-spoke alloy wheels
STANDARD
ES 300h



18-inch split-10-spoke alloy wheels
AVAILABLE
ES 350

STANDARD LUXURY FEATURES

LUXURY AND CONVENIENCE

- SmartAccess¹⁸ with push-button Start/Stop
- Dual-zone automatic climate control with interior air filter, smog sensor and automatic recirculation mode
- Power tilt-and-telescopic steering wheel (ES300h)
- Lexus Memory System to control power driver's seat (except lumbar) and steering wheel (ES300h)
- Power tilt-and-slide moonroof with one-touch open/close and sliding sunshade
- Power windows with one-touch auto open/close feature
- Remote-linked power window and moonroof opening
- Retained accessory power for moonroof and windows
- Power door locks
- Electrochromic (auto-dimming) inside rearview mirror
- Illuminated entry system
- HomeLink^{®20} universal transceiver to operate compatible garage, gate, home lighting and home security systems
- Door courtesy lamps
- Cruise control
- Centre console with storage bin and accessory power outlet
- Dual cupholders, front and rear
- Illuminated interior
- Outside temperature gauge
- Rear slip spoiler (ES300h)

SEATING AND TRIM

- NuLuxe trimmed interior
- Piano Black interior trim (ES350)
- Espresso bird's-eye maple wood interior trim (ES300h)
- Leather-wrapped steering wheel
- 10-way power driver's and front passenger's (including lumbar) heated bucket seats
- Height-adjustable headrests for all seats

AUDIO, COMMUNICATION AND INSTRUMENTATION

- Lexus 8-speaker Premium Surround Sound System with Automatic Sound Levelizer (ASL)
- In-dash, single-feed, six-disc CD auto-changer (ES350)
- In-dash, single disc CD player (ES300h)
- Lexus Display Audio System with 7-inch screen and display audio controller (ES300h)
- Satellite roof-mounted fin antenna
- Integrated Satellite Radio⁵
- Auxiliary iPod^{®6}/MP3/Windows Media Audio (WMA) port
- Bluetooth^{®7} audio profile for wireless integration of compatible music players with in-vehicle audio system
- Bluetooth^{®7} technology
- Steering-wheel-mounted audio, phone and display controls
- 3.5-inch colour TFT multi-information display
- Analog clock with LED illumination
- Electroluminescent instrumentation
- ECO driving indicator
- Drive Mode Select with Normal, ECO and Sport modes

STANDARD SAFETY AND SECURITY FEATURES

ACTIVE SAFETY

- Four-wheel power-assisted disc brakes with front ventilated discs
- Smart Stop Technology¹⁹
- Four-sensor, four-channel Anti-lock Brake System (ABS)
- Vehicle Stability Control (VSC)¹³
- Traction Control (TRAC)
- Brake Assist (BA)¹⁴
- Electronic Brake-force Distribution (EBD)
- Direct Tire Pressure Monitor System¹⁶ with tire inflation pressure display function
- Intermittent windshield wipers with mist cycle
- Rear-window defroster with auto-off timer
- Automatic on/off projector-beam headlamps with auto-off delay and LED daytime running lights
- Power-adjustable, heated auto-folding outside mirrors with integrated turn indicators
- Integrated foglamps

PASSIVE SAFETY

- Driver's and front passenger's advanced airbag system (SRS)¹⁷ with front passenger's twin-chamber airbag (SRS)¹⁷
- Front and rear side seat-mounted side airbags (SRS)¹⁷
- Driver's and front passenger's knee airbags (SRS)¹⁷
- Front and rear side curtain airbags (SRS)¹⁷
- Active front headrests with whiplash protection⁹
- Three-point seatbelts for all-seating positions. Pre-tensioners with force limiters for front seats and outboard rear seats
- Height-adjustable front shoulder belt anchors
- Child Restraint Seat (CRS) tether anchor brackets for rear outboard seating positions
- Highly rigid body structure with front and rear crumple zones
- Side-impact door beams and energy absorbing soft upper headliner and pillars
- Collapsible steering column

SECURITY

- Vehicle theft-deterrent and engine-immobilizer system
- Emergency interior trunk release
- First aid kit
- Tool kit

PERSONALIZE YOUR LEXUS

- Block heater
- Cargo liner (ES350)
- Rear spoiler (ES350)

OPTION PACKAGES

ES 350

PREMIUM PACKAGE

- Power tilt-and-telescopic steering wheel
- Heated wood-trimmed steering wheel
- Lexus Display Audio System with 7-inch screen and display audio controller
- Lexus Memory System to control power driver's seat (except lumbar)
- Espresso bird's-eye maple wood interior trim
- Rain-sensing intermittent windshield wipers
- Backup camera²

LEATHER AND NAVIGATION PACKAGE

Includes Premium Package plus:

- Leather seat surfaces
- In-dash, single disc DVD player⁸
- Voice-activated HDD Navigation System¹ with remote touch and 8-inch LCD multi-information display
- High-Intensity Discharge (HID) headlamps with dynamic auto-levelling
- Heated and ventilated front seats

TOURING PACKAGE

Includes Leather and Navigation Package plus:

- 18-inch aluminum alloy wheels with P225/45R18 tires
- Semi-aniline leather trimmed interior
- Lexus Memory System for front-passenger seat
- Mark Levinson[®] 15-speaker, 835-watt⁴ Premium Surround Sound Audio System³
- Panoramic glass roof with power tilt-and-slide moonroof
- Power trunk feature with one-touch auto easy open/close
- Power rear sunshade with manual rear-door sunshades
- Premium illuminated entry system

TECHNOLOGY PACKAGE

Includes Touring Package plus:

- Lane Departure Alert (LDA)
- Advanced Pre-Collision System (PCS)¹⁵
- Dynamic Radar Cruise System²⁴
- Blind Spot Monitor System (BSM)²³
- Rear Cross-Traffic Alert (RCTA)
- Clearance and backup sonar
- Intelligent high-beam headlamps²¹

ES 300h

NAVIGATION PACKAGE

- Heated wood-trimmed steering wheel
- Voice-activated HDD Navigation System¹ with remote touch and 8-inch LCD multi-information display
- In-dash, single disc DVD player⁸
- Rain-sensing intermittent windshield wipers

LEATHER PACKAGE

Includes Navigation Package plus:

- Leather seat surfaces
- Mark Levinson[®] 15-speaker, 835-watt⁴ Premium Surround Sound Audio System³
- High-Intensity Discharge (HID) headlamps with dynamic auto-levelling
- Heated and ventilated front seats
- Power rear sunshade with manual rear-door sunshades
- Premium illuminated entry system

TECHNOLOGY PACKAGE

Includes Leather Package plus:

- Semi-aniline leather trimmed interior
- Lexus Memory System for front-passenger seat
- Lane Departure Alert (LDA)
- Advanced Pre-Collision System (PCS)¹⁵
- Dynamic Radar Cruise System²⁴
- Blind Spot Monitor System (BSM)²³
- Rear Cross-Traffic Alert (RCTA)
- Clearance and backup sonar
- Intelligent high-beam headlamps²¹
- Power trunk feature with one-touch auto easy open/close

THE BEST WAY TO FINANCE YOUR NEW ES – EASILY, QUICKLY, AFFORDABLY.



• Lexus Financial Services does nothing but finance or lease Lexus vehicles; thus, we know financing and we know Lexus. • Our interest rates are fully competitive and our terms flexible (up to 72 months). • Since we offer Web services, you can: A: check out our rate; B: save time by getting credit approved on-line – before checking out the vehicle(s) of your interest. • Finally, one-stop shopping (at all Lexus Dealerships) saves you time. We invite you to visit us at lexus.ca or call us at 1-800-26-LEXUS.

LEXUS CANADA. Every effort has been made to ensure the specifications and equipment shown are accurate based on information available at time of printing. In some cases, certain changes in standard equipment, options or product delays may occur, which would not be reflected in this brochure. Lexus Canada reserves the right to make these changes without notice or obligation. Your Lexus Dealer is the best source for up-to-date information.



Lexus invites you to join us in Club Lexus, a very exceptional compilation of services, offers, special events and pertinent information available only to Lexus owners. To register for Club Lexus, please visit lexus.ca or call 1-800-26-LEXUS.