

EXTERIOR COLOURS




0077
STARFIRE PEARL



0083
ULTRA WHITE



01G1
TUNGSTEN PEARL




01H9
NEBULA GREY PEARL



01J2
LIQUID PLATINUM



01J4
SILVER LINING METALLIC




0212
OBSIDIAN



0217
STARLIGHT BLACK MICA



03R1
MATADOR RED MICA



04V3
FIRE AGATE PEARL



08U1
ULTRASONIC BLUE MICA




08V3
DEEP SEA MICA

INTERIOR COLOURS



ECRU LEATHER



ALABASTER LEATHER



RED LEATHER



BLACK LEATHER




SADDLE TAN LEATHER



SADDLE TAN/BLACK LEATHER




WHITE/BLACK LEATHER




BLACK FABRIC

INTERIOR TRIM



METALLIC FINISH



DARK GREY
BIRD'S-EYE MAPLE



ESPRESSO
BIRD'S-EYE MAPLE



ALUMINIZED
FIBREGLASS

COLOUR AVAILABILITY

	STARFIRE PEARL	ULTRA WHITE	TUNGSTEN PEARL	NEBULA GREY PEARL	LIQUID PLATINUM	SILVER LINING METALLIC	OBSIDIAN	STARLIGHT BLACK MICA	MATADOR RED MICA	FIRE AGATE PEARL	ULTRASONIC BLUE MICA	DEEP SEA MICA	METALLIC FINISH	DARK GREY BIRD'S-EYE MAPLE	ESPRESSO BIRD'S-EYE MAPLE	ALUMINIZED FIBREGLASS
ECRU LEATHER	■						■	■	■	■			■		■	
ALABASTER LEATHER	●		●		●	●		●				●			●	
RED LEATHER	●	▲			▲	●	●▲							●		▲
BLACK LEATHER	■●	●▲	■	■●▲	▲	●	■●▲	■	■●▲	■	■●▲	●	■	■●		▲
SADDLE TAN LEATHER	●						●					●			●	
SADDLE TAN/BLACK LEATHER	■			■			■		■				■			
WHITE/BLACK LEATHER							▲		▲		▲					▲
BLACK FABRIC	■		■	■			■	■	■	■			■			
INTERIOR COLOUR	■ IS	● ISC	▲ ISF													
													EXTERIOR COLOUR			INTERIOR TRIM

Visit our Web site and try on a colour. lexus.ca

IS 250 is standard with black sports cloth seating surfaces, except for select colours. Leather-trimmed seating surfaces are available. IS 350 is standard with leather-trimmed seating surfaces. Premium perforated leather seating surfaces are available on select IS models. *The woodgrain trim on the IS 250 AWD and IS 350 AWD is exclusive to the Luxury with Navigation Package.

Colours and interiors are subject to change during model year. Please see your Lexus Dealer for details.

GENERAL IS and ISC

TYPE	Five-passenger luxury sport sedan (IS 250/IS 350) Four-passenger retractable hardtop luxury sport coupe (IS 250 C/IS 350 C)
CURB WEIGHT	1,600 kg/3,527 lb (IS 350 RWD) 1,680 kg/3,703 lb (IS 350 AWD) 1,558 kg/3,435 lb (IS 250 RWD) 1,656 kg/3,651 lb (IS 250 AWD) 1,760 kg/3,880 lb (IS 350 C) 1,730 kg/3,814 lb (IS 250 C)

ENGINE IS and ISC

	IS 350/IS 350 C
TYPE	60° V6, aluminum block and heads, direct and port fuel injection
DISPLACEMENT	3.5 litres
VALVETRAIN	Four cam, four valves per cylinder, with Dual Variable Valve Timing with intelligence (Dual VVT-i)
COMPRESSION RATIO	11.8:1
HORSEPOWER AT RPM	306 hp @ 6,400 ⁹
TORQUE AT RPM	277 lb-ft @ 4,800 ⁹
EMISSION RATING	Tier 2 Bin 5 Emissions Rating
	IS 250/IS 250 C
TYPE	60° V6, aluminum block and heads, direct fuel injection
DISPLACEMENT	2.5 litres
VALVETRAIN	Four cam, four valves per cylinder, with Dual Variable Valve Timing with intelligence (Dual VVT-i)
COMPRESSION RATIO	12.0:1
HORSEPOWER AT RPM	204 hp @ 6,400 ⁹
TORQUE AT RPM	185 lb-ft @ 4,800 ⁹
EMISSION RATING	Tier 2 Bin 5 Emissions Rating

CHASSIS IS and ISC

SUSPENSION	Front: Independent, double-wishbone with coil springs, monotube gas-pressurized shock absorbers and hollow stabilizer bar Rear: Independent, multi-link with coil springs, inverted monotube gas-pressurized shock absorbers and stabilizer bar F SPORT-tuned Suspension (IS 350 RWD - standard, IS 250 RWD/ISC - optional)
STEERING	Electronic Power Steering (EPS) system
BRAKES	Four-wheel power-assisted discs, with four-sensor, four-channel Anti-lock Brake System (ABS), Electronic Brake-force Distribution (EBD) and Brake Assist (BA) ¹³
WHEELS AND TIRES	<i>Standard:</i> 17-inch split-5-spoke alloy wheels with P225/45R17 all-season tires (IS 350 AWD/IS 250 AWD) 17-inch split-5-spoke alloy wheels with P225/45R17 (front), P245/45R17 (rear) all-season tires (IS 250 RWD) 18-inch split-5-spoke alloy wheels with P225/40R18 (front), P255/40R18 (rear) all-season tires (IS 350 RWD) 18-inch 5-spoke alloy wheels with P225/40R18 (front), P255/40R18 (rear) all-season tires (ISC) <i>Optional:</i> 17-inch split-5-spoke with Graphite-finish alloy wheels with P225/45R17 all-season tires (IS 250 AWD) 18-inch split-5-spoke alloy wheels with P225/40R18 (front), P255/40R18 (rear) all-season tires (IS 250 RWD) 18-inch split-5-spoke alloy wheels with P225/40R18 (front), P255/40R18 (rear) all-season tires (ISC)

DRIVETRAIN IS and ISC

	IS 350/IS 350 C
DRIVE WHEELS	Rear-wheel drive (RWD) with standard Vehicle Dynamics Integrated Management (VDIM) ¹² Available All-Wheel Drive (AWD) (IS 350)
TRANSMISSION	Six-speed paddle-shift-sequential automatic Electronically Controlled Transmission with intelligence (ECT-i)

	IS 250/IS 250 C
DRIVE WHEELS	Rear-wheel drive (RWD) with standard Vehicle Dynamics Integrated Management (VDIM) ¹² Available All-Wheel Drive (AWD) (IS 250)
TRANSMISSION	Six-speed paddle-shift-sequential automatic Electronically Controlled Transmission with intelligence (ECT-i)

PERFORMANCE IS and ISC

IS 350/IS 350 C

FUEL ECONOMY ESTIMATES 10.7/7.3/9.2 L/100 km¹¹
26/39/31 mpg¹¹
(city/highway/combined) (IS 350 RWD/IS 350 C)

10.9/7.7/9.4 L/100 km¹¹
26/37/30 mpg¹¹
(IS 350 AWD)

AERODYNAMIC DRAG COEFFICIENT 0.28 (IS 350)
0.29 (IS 350 C)

TURNING CIRCLE 10.2 m/33.5 ft (IS 350)
10.9 m/35.8 ft (IS 350 C)

IS 250/IS 250 C

FUEL ECONOMY ESTIMATES 9.6/6.5/8.2 L/100 km¹¹
29/43/34 mpg¹¹
(city/highway/combined) (IS 250 RWD/IS 250 C)

10.1/7.3/8.8 L/100 km¹¹
28/39/32 mpg¹¹
(IS 250 AWD)

AERODYNAMIC DRAG COEFFICIENT 0.28 (IS 250)
0.29 (IS 250 C)

TURNING CIRCLE 10.2 m/33.5 ft (IS 250)
10.9 m/35.8 ft (IS 250 C)

WHEELS IS and ISC



17-inch split-5-spoke alloy wheels
STANDARD
IS 250 AWD and IS 350 AWD
IS 250 RWD



18-inch split-5-spoke alloy wheels
STANDARD
IS C



18-inch split-5-spoke alloy wheels
STANDARD
IS 350 RWD
AVAILABLE
IS 250 RWD, IS C and F SPORT

BODY AND DIMENSIONS IS and ISC

HEIGHT

1,415 mm/55.7 in (IS C)
1,425 mm/56.1 in (IS 250 RWD/IS 350 RWD)
1,440 mm/56.7 in (IS 250 AWD/IS 350 AWD)



WIDTH 1,800 mm/70.9 in

IS



WHEELBASE 2,730 mm/107.4 in

OVERALL LENGTH 4,580 mm/180.3 in

ISC



WHEELBASE 2,730 mm/107.5 in

OVERALL LENGTH 4,635 mm/182.5 in

HEADROOM

front/rear
990/937 mm - 39.0/36.9 in (IS)
974/918 mm - 38.3/36.1 in (ISC)

LEGGROOM

front/rear
1,115/777 mm - 43.9/30.6 in (IS)
1,121/658 mm - 44.1/25.9 in (ISC)

SHOULDER ROOM

front/rear
1,381/1,338 mm - 54.4/52.7 in (IS)
1,378/1,136 mm - 54.2/44.7 in (ISC)

TRUNK CAPACITY

378 litres/13.3 cubic feet (IS)
306 litres/10.8 cubic feet (max, roof up) (ISC)

FUEL-TANK CAPACITY

65 litres/14.3 gallons

BODY AND DIMENSIONS ISF

HEIGHT
1,415 mm - 55.7 in



WIDTH 1,815 mm/71.5 in



WHEELBASE 2,730 mm/107.4 in

OVERALL LENGTH 4,660 mm/183.5 in

HEADROOM
front/rear with moonroof
946/932 mm - 37.2/36.7 in

TRUNK CAPACITY
378 litres/13.3 cubic feet

LEGROOM
front/rear
1,115/780 mm - 43.9/30.7 in

FUEL-TANK CAPACITY
64 litres/14.1 gallons

SHOULDER ROOM
front/rear
1,381/1,338 mm - 54.4/52.7 in

WHEELS ISF



19-inch split-5-spoke mesh type
aluminum alloy wheels
STANDARD



19-inch BBS forged aluminum
alloy wheels
OPTIONAL

PERFORMANCE ISF

FUELECONOMY ESTIMATES (city/highway/combined)	13.0/8.5/11.0 L/100 km ¹¹ 22/33/26 mpg ¹¹
AERODYNAMIC DRAG COEFFICIENT	0.30
TURNING CIRCLE	10.2 m/33.5 ft

GENERAL ISF

TYPE	Four-passenger luxury sport sedan
CONSTRUCTION	Welded-steel unibody
CURB WEIGHT	1,715 kg/3,780 lb

ENGINE ISF

TYPE	90° V8, aluminum block and heads, direct and port fuel injection
DISPLACEMENT	5.0 litres
VALVETRAIN	Four cam, four valves per cylinder, with Dual Variable Valve Timing with intelligence (Dual VVT-i) and Electronic Intake Valve Timing (VVT-iE)
COMPRESSION RATIO	11.8:1
HORSEPOWER AT RPM	416 hp @ 6,600 ⁹
TORQUE AT RPM	371 lb-ft @ 5,200 ⁹
EMISSION RATING	Tier 2 Bin 5 Emissions Rating

DRIVETRAIN ISF

DRIVE WHEELS	Rear-wheel drive (RWD) with Sport Vehicle Dynamics Integrated Management (Sport VDIM) ¹²
TRANSMISSION	Eight-speed, Sport Direct-Shift automatic transmission with paddle shifters and manual mode

CHASSIS ISF

SUSPENSION	Front: Independent, double-wishbone with high-mount upper arms, coil springs, monotube gas-pressurized shock absorbers and hollow stabilizer bar Rear: Independent, multi-link with low-mount upper arms, coil springs, monotube gas-pressurized shock absorbers and stabilizer bar
STEERING	Electronic Power Steering (EPS) system, vehicle speed-sensing coaxial rack-and-pinion
BRAKES	Four-wheel power-assisted discs manufactured by Brembo, [®] with four-sensor, four-channel Anti-lock Brake System (ABS), Electronic Brake-force Distribution (EBD) and Brake Assist (BA) ¹³ 14.2-inch front, 13.6-inch rear ventilated discs
WHEELS AND TIRES	19-inch split-5-spoke mesh type aluminum alloy wheels with P225/40R19 (front), P255/35R19 (rear) performance summer radial tires <i>Optional:</i> 19-inch BBS forged aluminum alloy wheels with P225/40R19 (front), P255/35R19 (rear) performance summer radial tires

STANDARD LUXURY FEATURES

LUXURY AND CONVENIENCE

SmartAccess¹⁶ with push-button Start/Stop
Dual-zone automatic climate control with interior air filter (IS 350, IS 350 C include smog sensor and automatic recirculation mode)
Intuitive Climate Control (IS 250 C, IS 350 C)
Power tilt-and-telescopic steering wheel (IS 350 RWD, IS C, IS F)
Lexus Memory System with three settings to control power driver's seat (except lumbar), outside mirrors and steering wheel (IS C, IS F)
Power tilt-and-slide moonroof with one-touch open/close and sliding sunshade (IS 350 RWD, IS F)
Power-retractable folding hardtop (IS C)
Power windows with one-touch auto open/close feature (IS sedan, IS F)
Power windows with front one-touch auto open/close feature (IS C)
Remote-linked window and moonroof opening (if equipped)
Retained accessory power for windows and available moonroof
Electrochromic (auto-dimming) inside rearview mirror
Power door locks
Cruise control
Centre console with armrest, storage bin, USB and minijack input, and accessory outlet
Front-door storage pockets (foldable on IS sedan, IS F)
HomeLink^{®8} universal transceiver to operate compatible garage, gate, home lighting and home security systems
Illuminated entry system with fadeout
Illuminated interior electronic trunk-lid and fuel-filler door releases
Exterior glass with UV reduction
Dual chrome exhaust tips (Quad exhaust tips IS F)
Carpeted floor mats

SEATING AND TRIM

Metallic dash accents (IS sedan)
Woodgrain interior trim (IS C)
Aluminized fibreglass interior trim (IS F)
Sport fabric-trimmed seat surfaces (IS 250)
Leather-trimmed seat surfaces (IS 350, IS C)
Leather-trimmed sport seat surfaces (IS F)
Leather-wrapped steering wheel
Adjustable driver's and front passenger's seats (IS 250 RWD)
8-way power adjustable (including lumbar) driver's and front passenger's seats (IS 350, IS C, IS F)
8-way power adjustable (including lumbar) driver's seat (IS 250 AWD)
Easy-entry power front passenger seat slide (IS C)
Heated front seats (IS 350, IS F), heated and ventilated front seats (IS C)
Height-adjustable headrests for all seats with foldable rear headrests (IS sedan and IS F, remote foldable on IS C)

AUDIO, COMMUNICATION AND INSTRUMENTATION

Lexus Premium Sound System with Automatic Sound Levelizer (ASL)
In-dash, single-feed, six-disc CD auto-changer (IS 250/350 AWD, IS C)
In-dash, DVD/CD player (IS 350 RWD, IS F)
8-speaker (IS C)
13-speaker (IS sedan, IS F)
Voice-activated HDD Navigation System¹ with backup camera² (IS 350 RWD, IS F)
In-glass antenna with FM-diversity system (IS sedan, IS F)
Integrated XM[®] Satellite Radio⁵
USB and auxiliary iPod^{®6}/MP3/Windows Media Audio (WMA) port
Bluetooth[®] capability⁷
Steering-wheel-mounted audio and display controls
Electroluminescent instrumentation with startup sequence
Liquid-crystal multi-information console display

STANDARD SAFETY AND SECURITY FEATURES

ACTIVE SAFETY

Four-wheel power-assisted disc brakes (Brembo[®] brakes on IS F)
Smart Stop Technology¹⁷
Four-sensor, four-channel Anti-lock Brake System (ABS)
Vehicle Dynamics Integrated Management System (VDIM)¹² (IS sedan, IS C)
Sport Vehicle Dynamics Integrated Management System (Sport VDIM)¹² (IS F)
Vehicle Stability Control (VSC)¹²
Traction Control (TRAC)
Brake Assist (BA)¹³
Electronic Brake-force Distribution (EBD)
Tire Pressure Monitor System¹⁴
Bi-Xenon High-Intensity Discharge (HID) headlamps with dynamic auto-levelling (IS 350, IS C, IS F)
Door courtesy lamps
Light Emitting Diode (LED) daytime running lights (IS 350, IS C, IS F)
Automatic on/off projector-beam headlamps with auto-off delay (IS 250)
Integrated foglamps
Headlamp washers (IS 350, IS C)
Water-repellent front-door glass
Variable intermittent windshield wipers with mist cycle (IS 250, IS 350 AWD)
Variable intermittent rain-sensing windshield wipers with mist cycle (IS 350 RWD, IS C, IS F)
Rear-window defroster with auto-off timer
Power-adjustable heated exterior mirrors with integrated turn indicators (IS 250, IS 350 AWD, IS F)
Electrochromic power-adjustable heated exterior mirrors with integrated signal lamps (IS 350 RWD, IS C)

PASSIVE SAFETY

Driver's and front passenger's advanced airbag system (SRS)¹⁵ with front passenger's twin-chamber airbag (SRS)¹⁵
Front seat-mounted side airbags (SRS)¹⁵
Front and rear side curtain airbags (SRS)¹⁵
Driver's and front passenger's knee airbags (SRS)¹⁵
Three-point seatbelts for all seating positions, pre-tensioners with force limiters for front (all models) and outboard rear seats (IS sedan, IS F)
Automatic Locking Retractor/Emergency Locking Retractor (ALR/ELR) seatbelts for all passenger seating positions. Emergency Locking Retractor (ELR) only for driver's seat
Height-adjustable front shoulder belt anchors (IS sedan, IS F)
Child Restraint Seat (CRS) tether anchor brackets for rear outboard seating positions
Highly rigid body structure with front and rear crumple zones
Side-impact door beams
Reinforcements in pillars
Impact-dissipating upper interior trim (IS sedan, IS F)
Collapsible steering column

SECURITY

Vehicle theft-deterrent and engine-immobilizer system
Tool kit
Wheel locks
First aid kit

OPTION PACKAGES

IS 250 RWD

LEATHER w/MOONROOF PACKAGE

- Leather-seat surfaces
- Heated driver's and passenger's front seats
- 8-way power adjustable (including lumbar) driver's and front passenger's seats
- Power tilt-and-slide moonroof

F SPORT PACKAGE

Includes Leather w/Moonroof Package plus:

- Sport-tuned suspension
- 18-inch 5-spoke aluminum alloy wheels with P225/40R18 (front) and P255/40R18 (rear) all-season tires
- Bi-Xenon High-Intensity Discharge (HID) headlamps
- Light Emitting Diode (LED) daytime running lights and clearance lamps
- Premium leather F SPORT seat surfaces
- Voice-activated HDD Navigation System¹ with backup camera²
- In-dash, DVD/CD player
- Stainless steel F SPORT scuff plates
- 3-spoke F SPORT steering wheel
- Power tilt-and-telescopic steering wheel
- Rain-sensing windshield wipers
- Front chin spoiler
- Rear lip spoiler
- Sport grille
- Sport shift knob
- Aluminum sport pedals with rubber inserts
(Delete six-disc CD auto-changer)

IS 250 AWD

LEATHER w/MOONROOF PACKAGE

- Leather-seat surfaces
- Heated driver's and passenger's front seats
- Power tilt-and-slide moonroof

SPECIAL EDITION

Includes Leather w/Moonroof Package plus:

- 17-inch aluminum alloy wheels
- Bi-Xenon High-Intensity Discharge (HID) headlamps with dynamic auto-levelling
- Heated and ventilated driver seat
- Premium two-tone leather seat surfaces
- Front chin spoiler
- Rear lip spoiler
- Matched leather weekender bag

LEATHER w/MOONROOF AND NAVIGATION PACKAGE

Includes Leather w/Moonroof Package plus:

- Voice-activated HDD Navigation System¹ with backup camera²
- In-dash, DVD/CD player
(Delete six-disc CD auto-changer)

LUXURY w/NAVIGATION PACKAGE

Includes Leather w/Moonroof and Navigation Package plus:

- Premium leather seat surfaces
- Woodgrain interior trim
- Heated and ventilated front seats
- Front illuminated "Lexus" scuff plates
- Power tilt-and-telescopic steering wheel
- Driver seat memory system
- Rain-sensing windshield wipers

Power rear window sunshade

Bi-Xenon High-Intensity Discharge (HID) headlamps with dynamic auto-levelling

Light Emitting Diode (LED) daytime running lights and clearance lamps

Headlamp washers

IS 350 AWD

MOONROOF AND NAVIGATION PACKAGE

Voice-activated HDD Navigation System¹ with backup camera²

In-dash, DVD/CD player

Power tilt-and-slide moonroof

(Delete six-disc CD auto-changer)

LUXURY w/NAVIGATION PACKAGE

Includes Moonroof and Navigation Package plus:

- Premium leather seat surfaces
- Woodgrain interior trim
- Heated and ventilated front seats
- Mark Levinson® 14-speaker, 300-watt⁴ Premium Surround Sound Audio System³ with 7.1 architecture
- Front illuminated "Lexus" scuff plates
- Rain-sensing windshield wipers
- Power rear window sunshade
- Power tilt-and-telescopic steering wheel
- Clearance and backup sensors
- Driver seat memory system

ISC

NAVIGATION PACKAGE IS 250 C

Voice-activated HDD Navigation System¹ with backup camera²

In-dash, DVD/CD player

Clearance and backup sensors

(Delete six-disc CD auto-changer)

F SPORT PACKAGE ISC

Includes Navigation Package plus:

- Sport-tuned suspension
- F SPORT wheels
- 3-spoke F SPORT steering wheel
- Premium leather F SPORT seat surfaces
- Full skirt package
- Stainless steel F SPORT scuff plates
- Sport grille
(Delete electrochromic exterior mirrors)

NAVIGATION PACKAGE w/MARK LEVINSON® PREMIUM AUDIO SYSTEM IS 350 C

Voice-activated HDD Navigation System¹ with backup camera²

Mark Levinson® 12-speaker, 270-watt⁴ Premium Surround Sound Audio System³ with 5.1 architecture

Clearance and backup sensors

ISF

SERIES 2 PACKAGE

Mark Levinson® 14-speaker, 300-watt⁴ Premium Surround Sound Audio System³ with 7.1 architecture

Headlamp washers

Clearance and backup sensors

One wallet size smart card key

19-inch BBS forged aluminum alloy wheels